

Boost your income  
by producing new  
materials!



## Added value

- Shape of aggregate particles (FI)
- Production versatility
- High reduction ratio
- Improved Los Angeles (LA)
- Easy installation and optimized processes
- Cost control
- Simple maintenance

Specifications	2100	2400	2700
Max. feed size*	80 mm	130 mm	160 mm
Table diam.	867 mm	974 mm	1180 mm
Max. peripheral speed	67 m/s	70 m/s	65 m/s
Rate	80 a 160 t/h	100 a 350 t/h	200 a 500 t/h
Motor	90 kW > 200 kW	110 kW > 400 kW	200 kW > 500 kW
Weight	11,5 t	13,5 t	18 t

\*Max. product dimensions

## Applications


- Crushing hard and abrasive rocks, such as gravel, limestone and blast furnace (BF) slag for roads, concrete, and more
- Production of 0/14 mm or 0/20 mm in a closed circuit
- Production of 'premium' manufactured sand for concrete in a closed circuit (0/4mm or 0/2 mm)
- Production of 0/31.5 mm
- Repurposing tailings and scalplings
- Re-crushing quaternary products to improve shapes after gyratory crushers
- Production of high-quality railway ballast with good Flakiness and Los Angeles (LA) indexes

# Mag'Impact


2100, 2400, 2700

**MAGOTTEAUX**

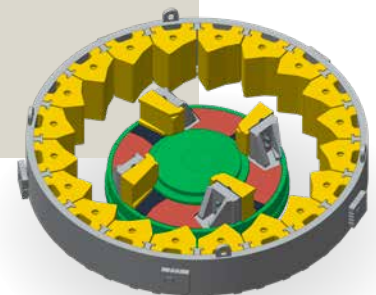
Process optimization services and products  
for abrasive and impact applications



**Mag'Impact**  
2100



**Mag'Impact**  
2400



**Mag'Impact**  
2700

## List of standard and optional components:

**Metal Matrix Composite:**  
Try our composite solutions  
to tackle even the toughest jobs!



	Standard	Optional
Feed hopper	X	
Standard anvil ring	X	
Table with 3, 4, 5 or 6 Metal Matrix Composite impellers	X	
Hydraulic unit + control panel	X	
PLC controls for vibrations, pressure and oil temperature, ...	X	
Transmission: pulleys and belts	X	
Motor base	X	
Standard tools	X	
Second motor base		X
Case with fold-out sides		X
Oil drip tray for hydraulic unit		X
Oil cooler (for warm regions)		X
Main power cabinet		X
ABB/SIEMENS IE3 electric motor		X
500 KG Abus jib crane with electric chain hoist		X
Lifting beam for the entire anvil ring		X
Special tools for lifting wearing parts		X
Standard chassis with stone box frame		X
Maintenance contract		X
Remote monitoring		X

## Existing solutions: stationary, semi-mobile and mobile

The information and data in this data sheet are accurate to the best of our knowledge. They are intended for general information only. Applications as suggested are described only to help readers make their own assessment. They are neither guarantees nor to be construed as express or implied warranties of suitability for these or other applications.



Process optimization services and products  
for abrasive and impact applications